

PSU International Dormitory Reservation

Academic Year 1/2020

Regarding the allocation of dormitories by the Student Affairs Division in academic year 1/2020, international students will be accommodated in dormitories #12 (women) and #13 (men). Moreover, dormitories #10 (women) and #11 (men) will be also available. Room reservation dates and procedures are described below.

1. Dormitory reservation and payment period

Reservation period: 1–5 July 2020 (closing time at 4 pm.)

Payment period: 6–10 July 2020

2. Procedures for reservation and payment

2.1 Make the reservation through online booking at <https://dorm.psu.ac.th>

2.2 Make a payment and get the receipt at <https://sis.psu.ac.th>

(*Note: the procedures are described in detail in the attached file)

3. Dormitory fees and details

3.1 Dormitories #12 (women's) and #13 (men's)

Detail	PSU Dormitory Dormitories #12 (women's) and #13 (men's)
Room Type	Fan room, shared bathroom and kitchen
Number of occupants per room	2
Rental (person/semester)	7,500 baht
Deposit (Returned after checking out)	1,500 baht
Total	9,000 baht
Facilities	Bed and mattress, desk with chair, ceiling fan, clothesline, internet Wi-Fi, shared bathroom and kitchen, coin-operated washing machine * No monthly electricity and water bill
Period of stay	20 July 2020 – 25 December 2020

3.2 Dormitories #10 (women's) and #11 (men's)

Detail	PSU Dormitory #10 (women's) and #11 (men's)	
	Fan room	Air conditioner
Room Types	Fan room	Air conditioner
Number of occupants per room	2	2
Rental (Person/semester)	9,000 Baht	13,500 Baht
Deposit (Return after checking out)	1,500 Baht	1,500 Baht
Total	<u>10,500 Baht</u>	<u>15,000 Baht</u>
Facilities	Bed and mattress, desk with chair, clothesline, internet Wi-Fi, private bathroom, coin-operated washing machine * Electricity and water need to be paid monthly	
Period of stay	20 July 2020 – 25 December 2020	

4. Check-In Procedure

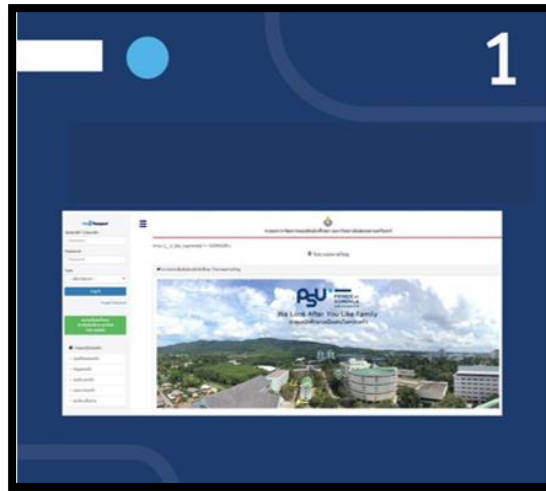
Students could check-in on 20th July 2020, please submit and show bill payments and copy of passport at the dormitory office number 12 (women) and number 13 (men). For staying at dormitory 10-11, please contact the dormitory office 10-11.

5. Contact

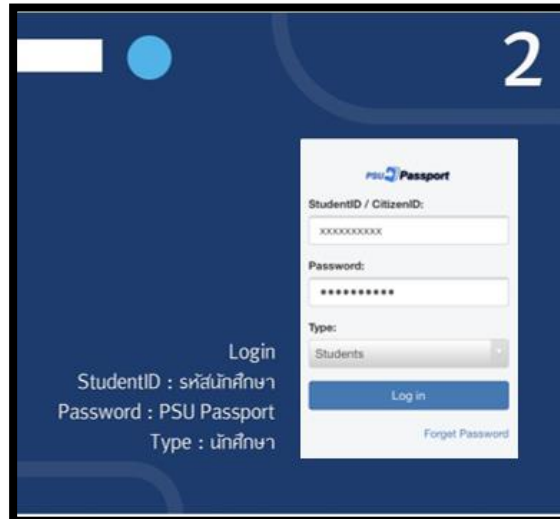
For more information, please contact the International Student Office on the 3rd floor, President's Office Building, tel. 074-282-968, email: psuinterdorm@gmail.com, or contact the Student Dormitory Office, tel. 074-282-681, or the dormitory office 10 – 11, tel. 074-276-778.

Dormitory Reservation

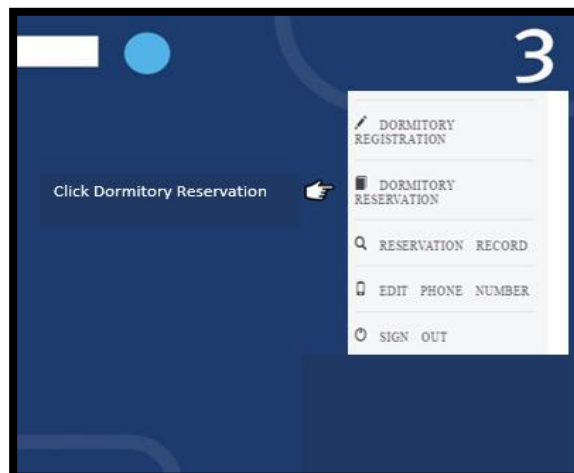
1. Access to website (https://dorm.psu.ac.th)



2. Login with PSU Passport



3. Click on the 'Dormitory Reservation'



4. Fill your correct phone number

Note: In case the dormitory has an emergency call but cannot contact to the student, the dormitory will not be responsible for any cases.

4

Phone Number

<< Back

Edit Phone Number

XXXXXXXXXX

Confirm

© Prince of Songkla University. ระบบการจัดการห้องพักนักศึกษา มหาวิทยาลัยสงขลานครินทร์

5. Select the Dormitory and select room number.

5

The student's name is listed in the reservation group _____ academic year _____ Period of reservation _____

Select the dormitory

37

International Dorm10(Female)

Dormitory Reservation
International Dorm10(Female)

Floor 15

101501 (1/2)	101502 (0/2)
101503 (0/2)	101504 (0/2)
101505 (0/2)	101506 (0/2)
101507 (0/2)	101508 (0/2)
101513 (0/2)	101514 (0/2)
101515 (0/2)	101516 (0/2)
101517 (0/2)	101518 (0/2)
101519 (0/2)	101520 (0/2)
101521 (0/2)	101522 (0/2)
101523 (0/2)	

6. Check your details according to the room number and the dormitory fee.

Note: Please do not close the page before your reservation complete.

6

Do you want to booking room 101501
International Dorm10(Female)
dormitory fee + deposit fee 13000 Baht

Accept terms

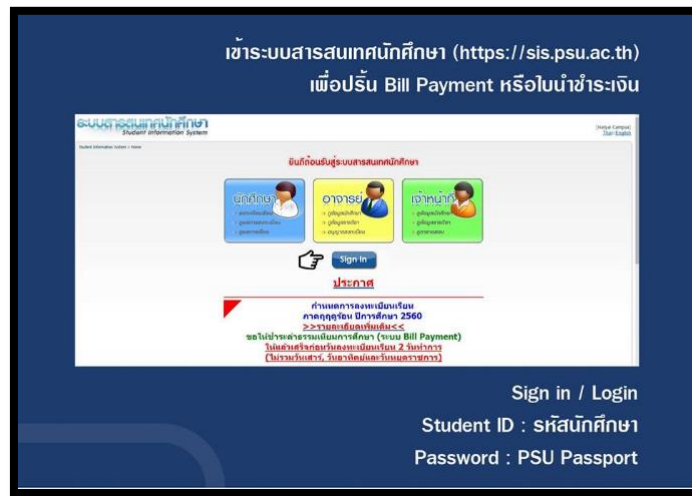
Floor 101501 International Dorm10(Female)
dormitory fee + deposit fee 13,000 บาท

Confirm booking room 101501

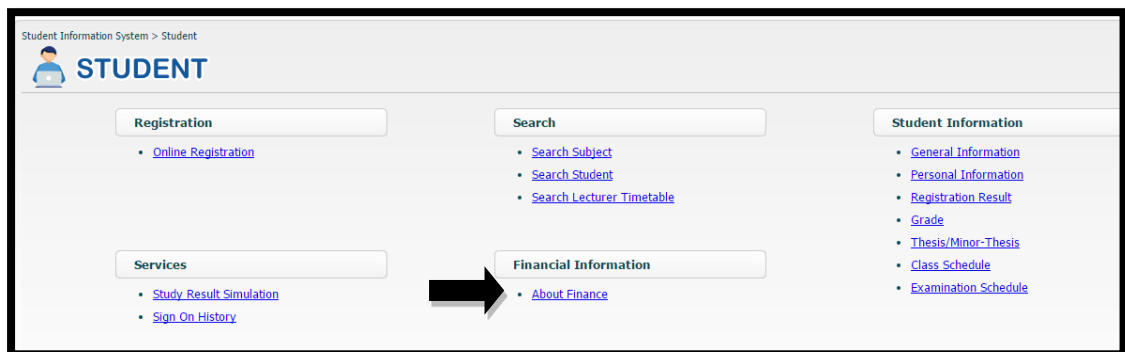
* Please do not close the window until the system shows up the results of the reservation successfully

Dormitory Payment Procedures

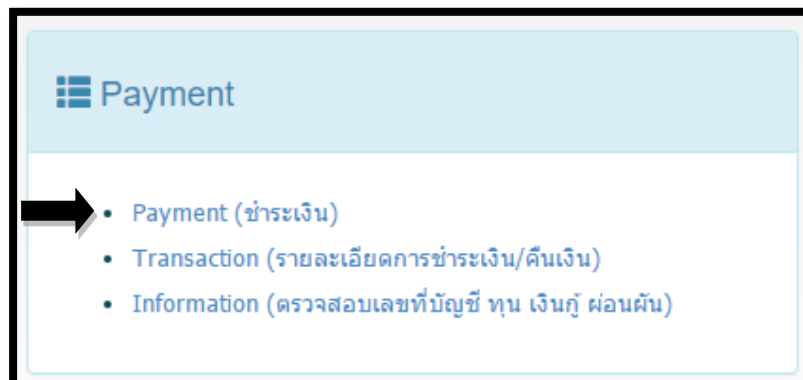
1. Access to website (<http://sis.psu.ac.th>) and Sign in with PSU passport to print bill payment.



2. Click on the 'Financial Information' button.



3. Click on the 'Payment'



4. Click on the 'Dormitory fees' button.



Please select following details ONLY!, as we usually found the students make mistake in this step**

Select: 1. Dormitory Fee

2. Semester: 1

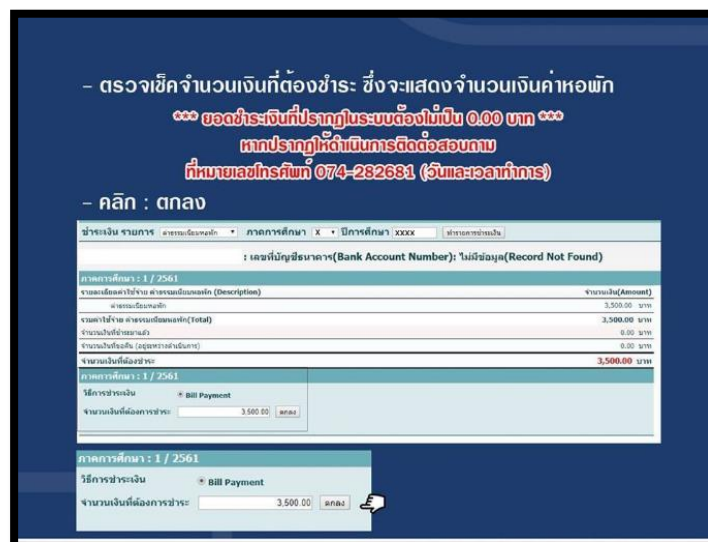
3. Academic Year: 2563

Click on the 'Bill payment' button (ทำรายการชำระเงิน) ★

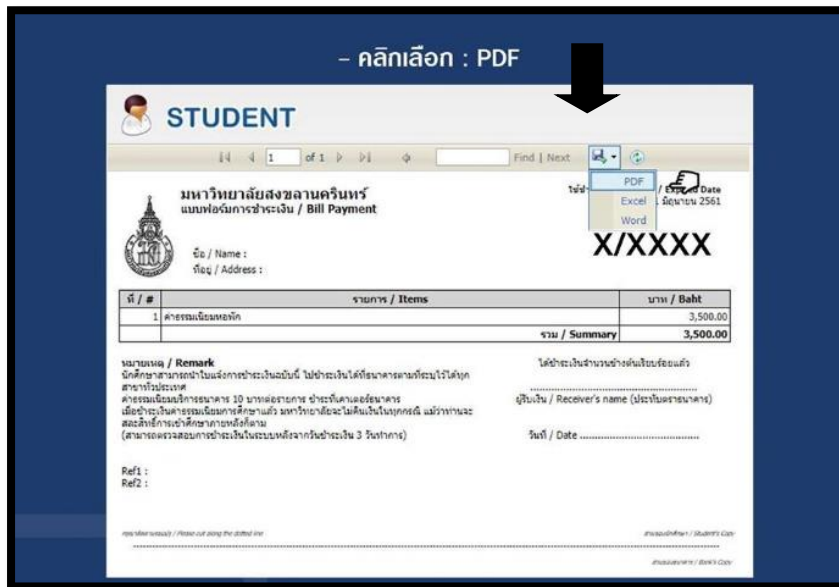
5. Check the cost of bill payment.

If any problems, please contact to telephone number 074-282968 (office time)

Simply click on the 'Accept' button.



6. Select PDF



7. Print out the bill payment and pay at Siam Commercial bank or Bangkok bank or Krungthai bank only.

